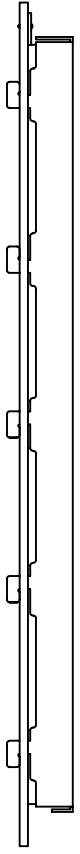
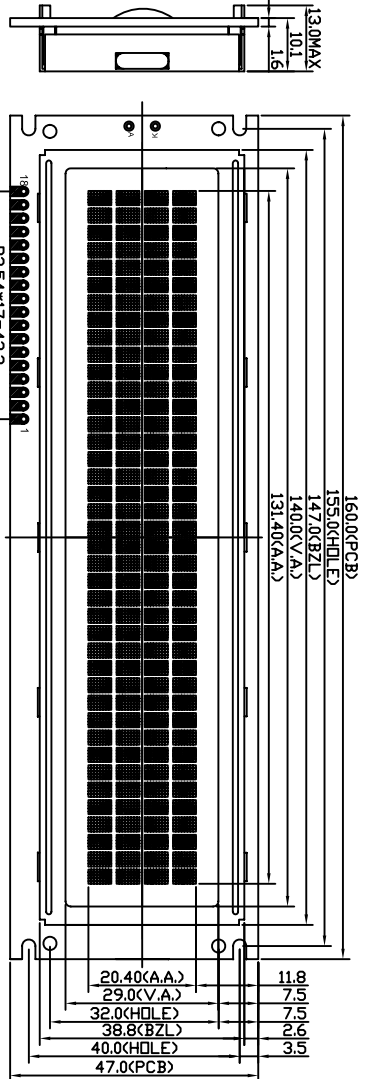
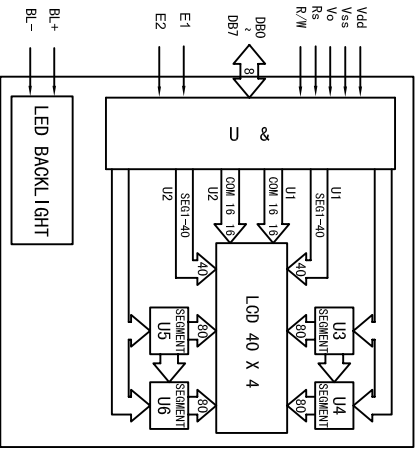
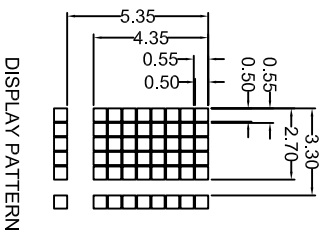


1	2	3	4	5	6	7	8
---	---	---	---	---	---	---	---



18	NC
17	BL-
16	BL+
15	DB7
14	DB6
13	DB5
12	DB4
11	DB3
10	DB2
9	DB1
8	DB0
7	E2
6	E1
5	R/W
4	RS
3	V0
2	VDD
1	VSS
PIN	SYMBOL



THE PART NUMBER IN MASS PRODUCTION

1-Y-G STN, TRANSLLECTIVE LCD;Y-G BACKLIGHT;6 OCLOCK;

UNIT	TOLERANCE
MM	X.X = ±0.2
3RD ANGLE	X.XX = ±0.10
ANG =	-

SCALE: 1:1

DRAWN:
CHECKED:
APPROVED:

ITEM	SELECTABLE CONTENTS
DISPLAY MODE	STN YELLOW MODE STN GRAY MODE STN BLUE MODE FSTN
POLARIZER TYPE	REFLECTIVE TRANSLLECTIVE TRANSMISSIVE, POSITIVE TRANSMISSIVE, NEGATIVE
VIEWING DIRECTION	6 OCLOCK 12 OCLOCK WHITE Y-G RED GREEN BLUE AMBER TRI-COLOR
TEMPERATURE RANGE	STANDARD TEMPERATURE WIDE TEMPERATURE
CHARACTER PATTERNS	ENGLISH-JAPANESE FONTS ENGLISH-EUROPEAN FONTS ENGLISH-RUSSIAN FONTS CYRILLIC FONTS HEBREW FONTS
OPERATING VOLTAGE	5V
LCD DRIVING VOLTAGE	4.5V
LCD DRIVE METHOD	1/16 DUTY 1/5 BIAS
LCD DRIVE IC	SPLC780D-001 OR EQUIV
NOTE:	1. The backlight can be driven by pin 16, pin 17. 2. The voltage of backlight is depended on the backlight color and the value of current-limiting resistance. 3. The operating voltage can be driven by 3.3v which is selectable.

DISPLAYTRONIC

XIAMEN ZETTLER ELECTRONICS CO., LTD.

TITLE: LCM

MODEL NO: ACM4004I SERIES

PART NO:

1	2	3	4	5	6	7	8
---	---	---	---	---	---	---	---

UNIT	TOLERANCE
MM	X.X = ±0.2
3RD ANGLE	X.XX = ±0.10
ANG =	-
SCALE:	1:1
DRAWN:	
CHECKED:	
APPROVED:	
TITLE:	LCM
MODEL NO:	ACM4004I SERIES
PART NO:	
REV	A
SH NO	1/1